



AUGENÄRZTE
GERL, KRETZ & KOLLEGEN

***RayOne Trifocal IOL – The only real pre-loaded system in the
trifocal lens range***

Dr. med. Florian T.A. Kretz

Augenärzte Gerl, Kretz & Kollegen
Zentralverwaltung
Am Schloßgraben 13
48683 Ahaus
Germany

Email: f.kretz@augenklinik.de
Tel.: +49-2561-9555675

Finanzielle Interessen

Acufocus¹
Alimera^{2,3,4}
AVS¹
Bausch & Lomb^{2,3}
Carl Zeiss Meditec^{1,2,3,4}
Glaukos^{1,2,3,4}
Hoya¹
Johnson & Johnson^{1,2,3}
LensAR¹
Mediphacos¹
MST⁴
Oculentis^{1,2,3,4}
PhysIOL¹
Polytech^{1,2,3,4}
Rayner³
Santen¹
Teleon^{1,2,3}
Vision Ophthalmology
Group^{2,3,4}

*1 = Forschung; 2 = Reisekosten
3 = Honorar; 4 = Beratung*



Kooperationen



Univ.- Augenklinik
Universität Heidelberg



PREMIUM KLINIKEN & PRAXEN

Provisus
Research Institute



Case presentation



- 64 year old patient
- CDVA OD/OS: 0.4 decimal
- Bds. Cat. Nuclearis
- Refraction
 - OD: +2,75 -0,25/77°
 - OS: +2,75 -1,0/73°



Desire for eyewear independence



OP Data



OD

- K1: 7.75 mm
- K2: 7.71mm

Calculation with Barrett Suite

- RayOne® Trifocal
- 22.5 dpt

OS

- K1: 7.76 mm
- K2: 7.64mm

Calculation with Barrett Suite

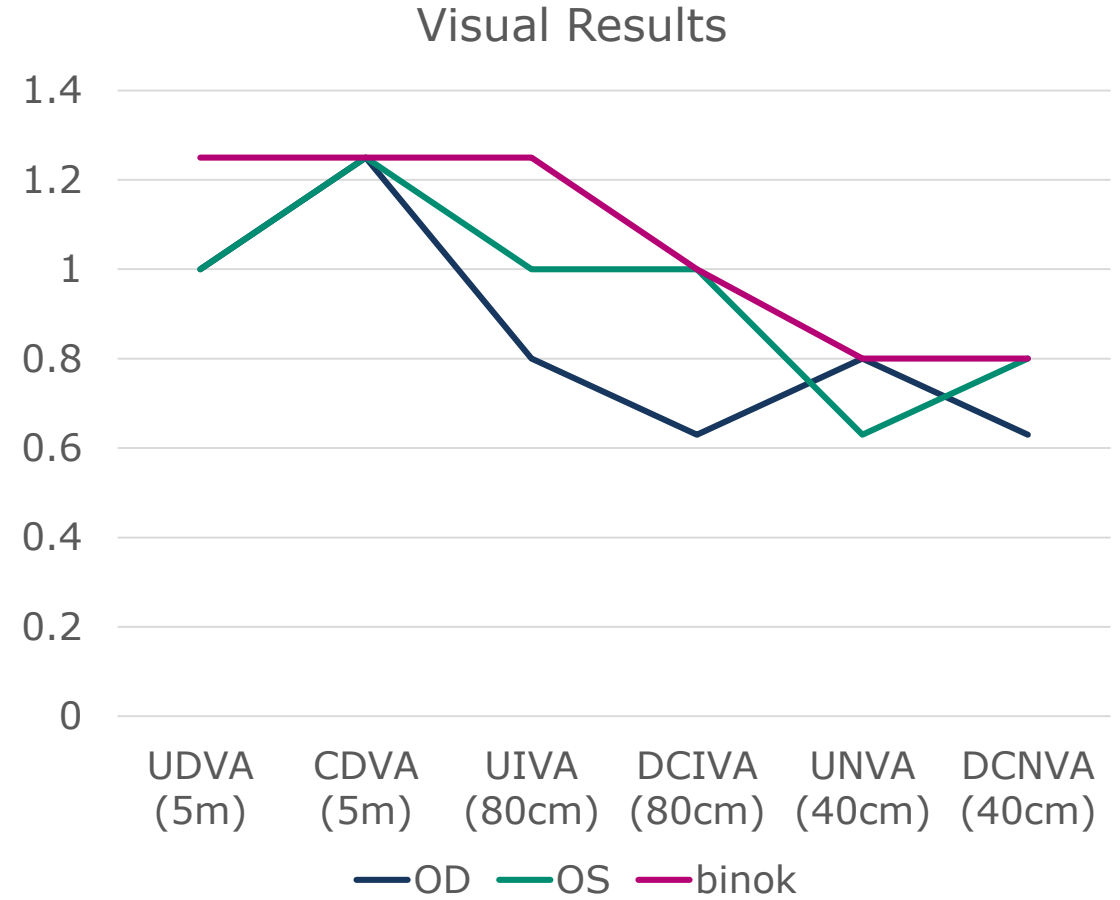
- RayOne® Trifocal
- 23.0 dpt



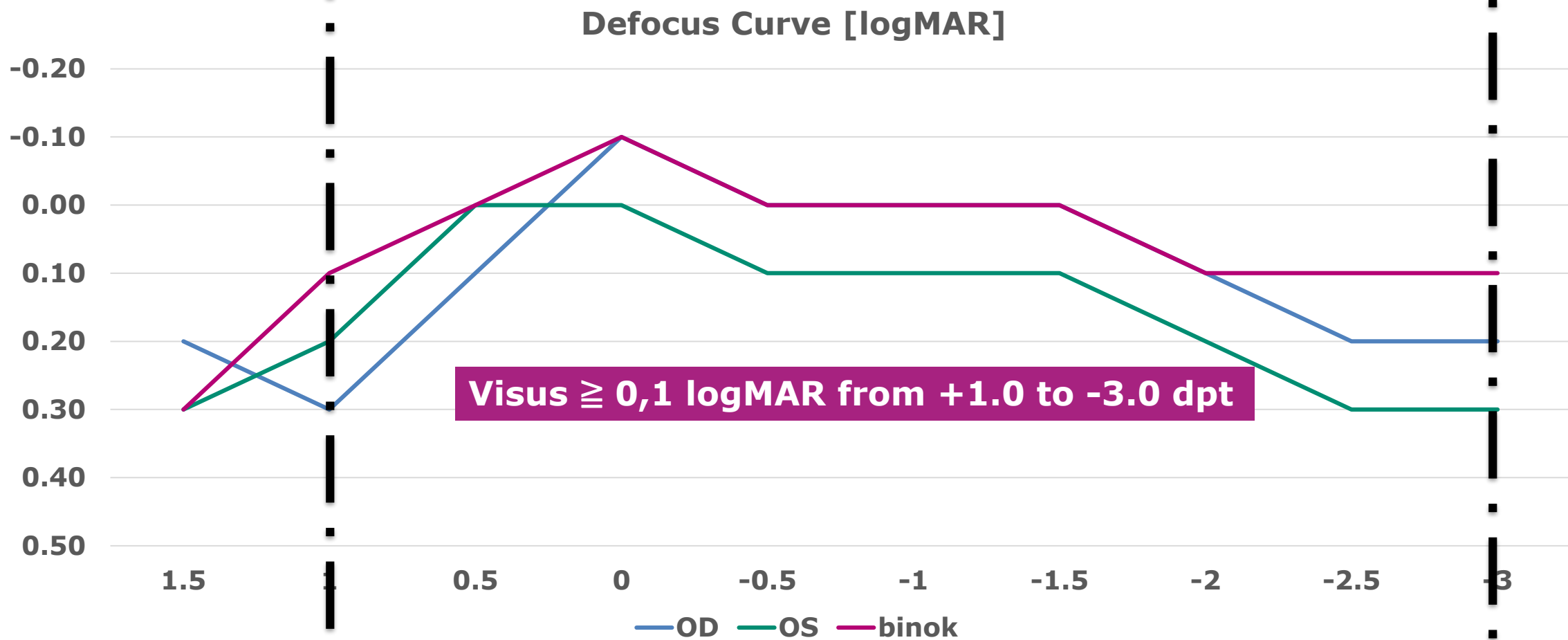
1 Months Results



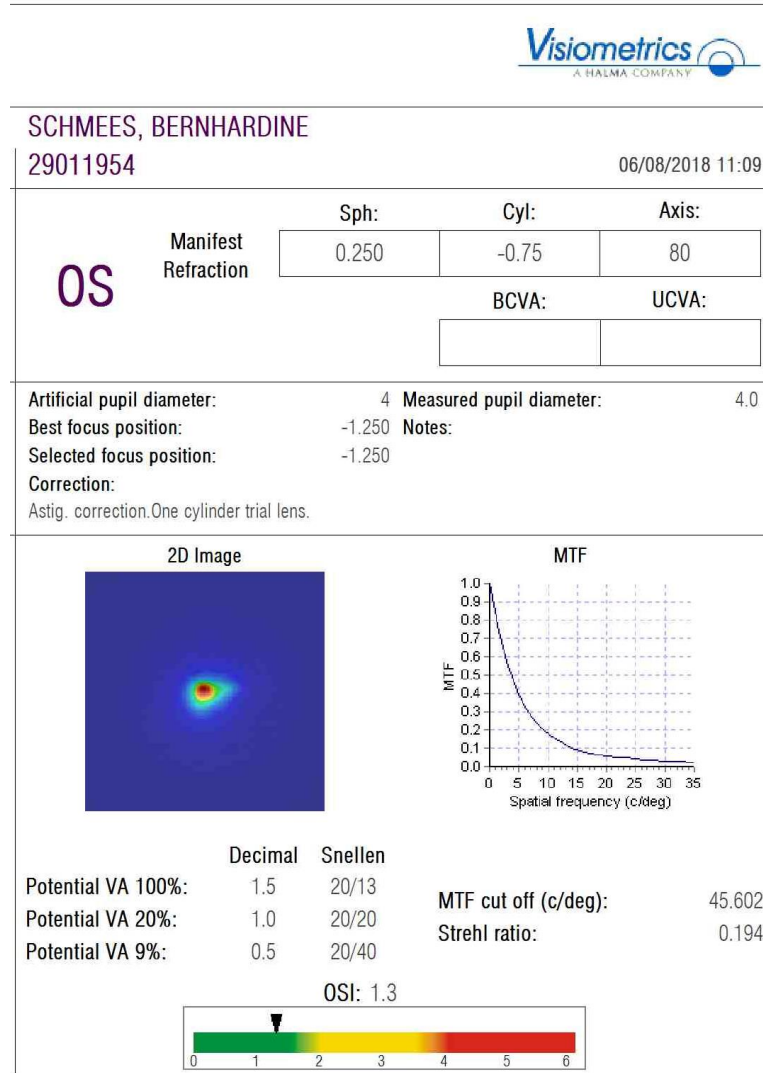
- Refraction
 - OD: -0.25 -0.25/80°
 - OS: +0.25 -0.75/80°
- Spherical Equivalent
 - OD: -0.375 dpt
 - OS: -0.125 dpt



Defocus Curve [logMAR]



Optical imaging quality



- Figure quality close to that of monofocal IOL
- Potential Visus 1.5



Halo & Glare



SIMULATION

PRE-OP

CATARACT SETTING

POST-OP

TYPE OF HALO

- H1
- H2
- H3

TYPE OF GLARE

- G1
- G2

SHADOWING

E1

HALO SETTING

SIZE 51

INTENSITY 50

GLARE SETTING

SIZE 0

INTENSITY 0





*Vielen Dank für die
Aufmerksamkeit!*




**Augenärzte
Gerl, Kretz & Kollegen**

Dr. med. Florian T. A. Kretz, FEBO

Email: f.kretz@augenlinik.de

Tel.: +49-2561-9555675

Zentralverwaltung:
Am Schloßgraben 13
48683 Ahaus
Germany



Follow us on



@drkretz

@KretzDr