



RayPRO

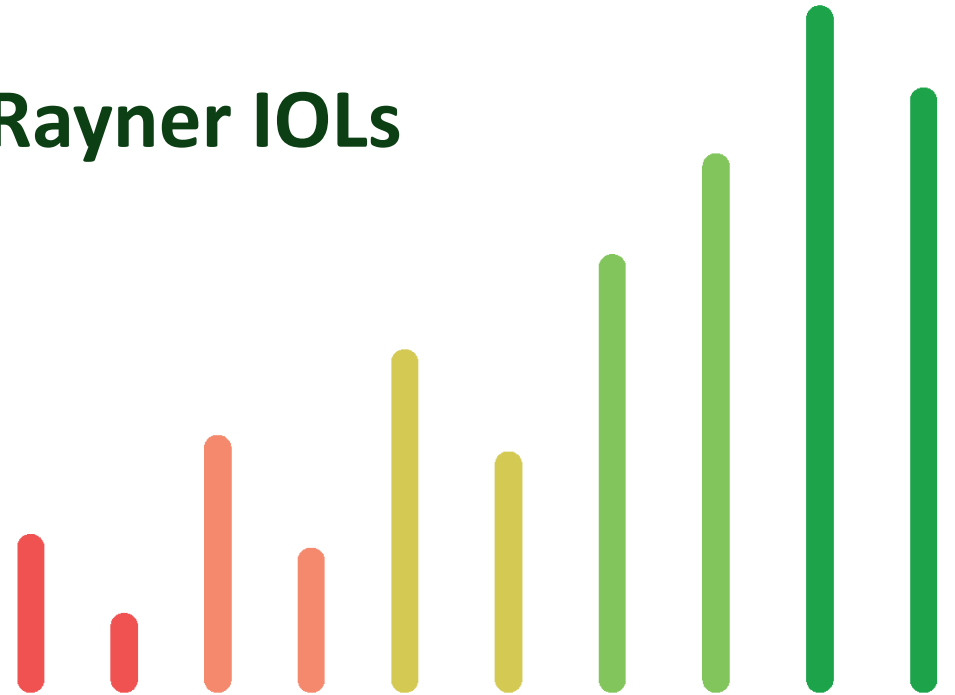
Instructional guide

Adding patients and
surgeries

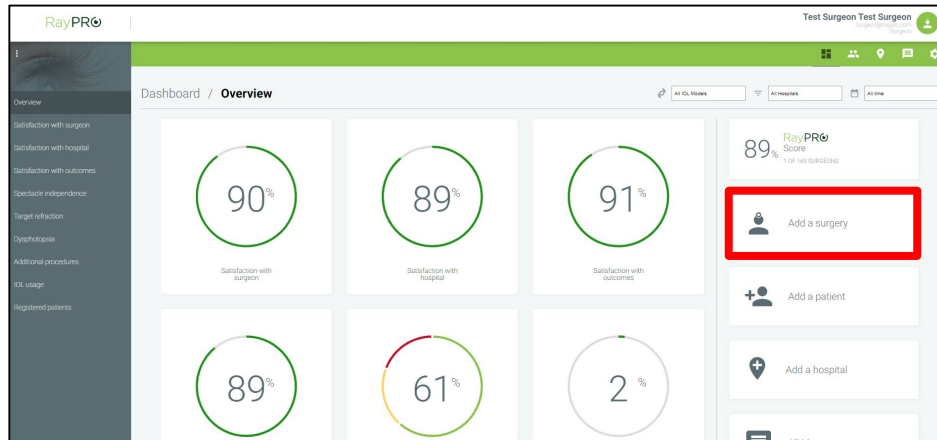


RayPRO is a mobile and desktop digital platform that collects real-time cataract patient feedback and data over three years.

RayPRO is FREE for users of Rayner IOLs



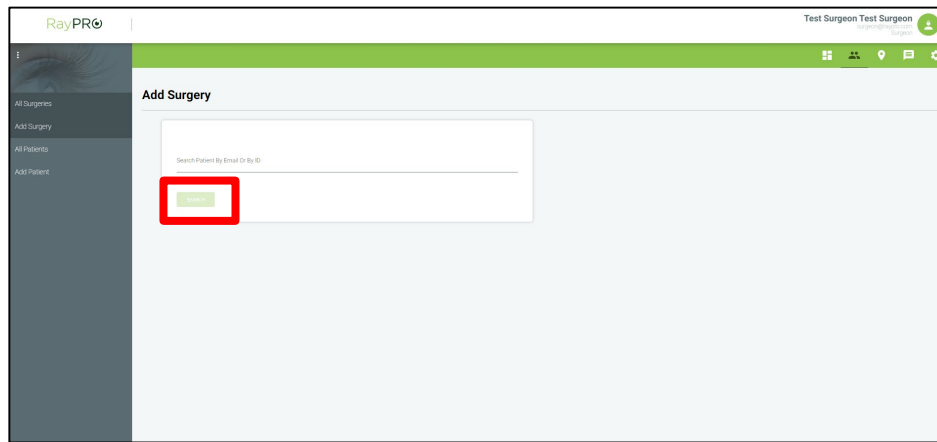
Adding a patient and surgery



Desktop:

1. From the main dashboard, click 'Add a surgery'.

Note: A patient profile will be created as part of this process.



2. Type the patient's email address or patient/clinic ID, then click 'SEARCH'.

Add the patient's details (1/2)

RayPRO |

All Surgeries
Add Surgery
All Patients
Add Patient

Add Surgery

Patient ID

Email *
test19@raypro.com

First Name

Last Name

Gender

Language Spoken *

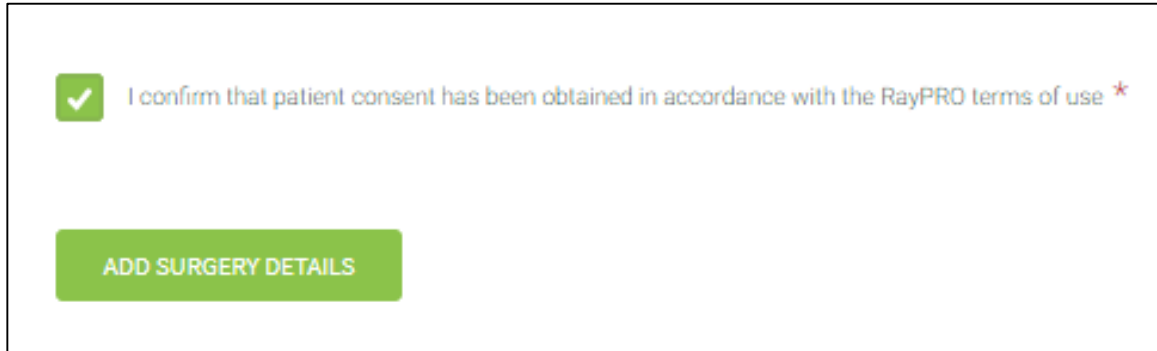
Year of Birth
YYYY

I confirm that patient consent has been obtained in accordance with the RayPRO terms of use *

If a patient profile is found on RayPRO with a matching Patient ID or Email then this form will be prefilled with their personal details:

1. **Patient ID (optional)** – the unique clinic identification number for that patient.
2. **Email (mandatory)** – this is where the questionnaires will be sent to.
3. **First Name (optional)** – e.g. 'John'.
4. **Last Name (optional)** – e.g. 'Smith'.
5. **Gender (optional)** – e.g. 'male', 'female', 'prefer not to say'.
6. **Language Spoken (mandatory)** – this determines the language of the patient emails and questionnaires.
7. **Year of Birth (optional)** – e.g. '1950'.

Add the patient's details (2/2)



I confirm that patient consent has been obtained in accordance with the RayPRO terms of use *

ADD SURGERY DETAILS

A patient must consent to their personal data being stored and processed by RayPRO before they can be added. Obtaining patient consent is the responsibility of the surgeon or nurse.

Due to the low level personal data collected by RayPRO, patient consent can be written or verbal. RayPRO patient privacy leaflets are available to support with the obtainment of consent – visit www.rayner.com/raypro/support to download the patient privacy leaflet PDF.

Once consent has been obtained, complete the tick box and click 'ADD SURGERY DETAILS'.

Add the surgery details

The screenshot shows the 'Add Surgery' form in the RayPRO interface. The form is titled 'Add Surgery' and contains the following fields and options:

- GO BACK** button
- Hospital** dropdown menu
- Surgery Date** field with DD, MM, and YYYY dropdowns
- Blended Vision
- Complex Surgery
- AEON Repair eye drops provided
- OPERATED EYES** section with:
 - Left Eye
 - Right eye
- CONFIRM** button

Note: If adding the surgery using a nurse account, you must first select the associated surgeon from a dropdown list.

- 1. Hospital (mandatory)** – where the surgery took place.
- 2. Surgery Date (mandatory)** – the questionnaires are scheduled from this date (after 1 week, 3 months etc.).
- 3. Blended Vision (optional)** – was the patient given monovision. Note: This has no impact on reports.
- 4. Complex Surgery (optional)** – was the surgery deemed complex. Note: This has no impact on reports.
- 5. AEON Repair eye drops provided (optional)** – was the patient given AEON Repair eye drops as part of their aftercare package. Note: This has no impact on reports.
- 6. OPERATED EYES (mandatory)** – select the Rayner IOL and IOL power used during surgery, for one/both eyes.
- 7. Click 'CONFIRM'.**
- 8. A pop-up will appear to confirm that the patient and surgery have been successfully added to RayPRO.**

Accessing all your patients and surgeries

The screenshot shows the RayPRO web application interface. The top navigation bar includes the RayPRO logo, the user name 'Test Surgeon Test Surgeon', and a profile icon. The main navigation menu on the left has 'All Surgeries' and 'All Patients' highlighted with red boxes. The top navigation bar has a 'Patients' icon highlighted with a red box. The main content area displays a table titled 'All Patients' with the following data:

NAME	EMAIL	GENDER	YEAR OF BIRTH	ACTIONS
NOT PROVIDED	test9@raypro.com			<button>ADD SURGERY</button>
NOT PROVIDED	test456@email.com			<button>ADD SURGERY</button>
NOT PROVIDED	abc@the.com			<button>ADD SURGERY</button>
NOT PROVIDED	test@123.com			<button>ADD SURGERY</button>
NOT PROVIDED	abc@123.com			<button>ADD SURGERY</button>
NOT PROVIDED	Bob@yahoo.co.uk			<button>ADD SURGERY</button>
NOT PROVIDED	Mrpatient@yahoo.co.uk			<button>ADD SURGERY</button>
ALASTAIR LING	ALASTAIRLING@RAYNER.COM	M		<button>ADD SURGERY</button>

Note: It is not possible to view individual patient questionnaire responses.

Click the 'Patients' icon to:

- Access all your patients
 - ✓ View patient profiles
 - ✓ View patient histories
 - ✓ Edit patient profiles
 - ✓ Delete patients
 - ✓ Add surgeries
 - ✓ Download CSV file
- Access all your surgeries
 - ✓ View surgery records
 - ✓ Edit surgery records
 - ✓ Delete surgery records
 - ✓ Download CSV file (coming soon)

RayPRO™

©2019 Rayner. 'RayPRO' is a registered trademark of Rayner. Rayner Intraocular Lenses Limited, 10 Dominion Way, Worthing, West Sussex, BN14 8AQ. Registered in England: 615539. Microsoft Excel, iOS, Android are registered trademarks of their respective owners.

EC 2019-101 09/19