



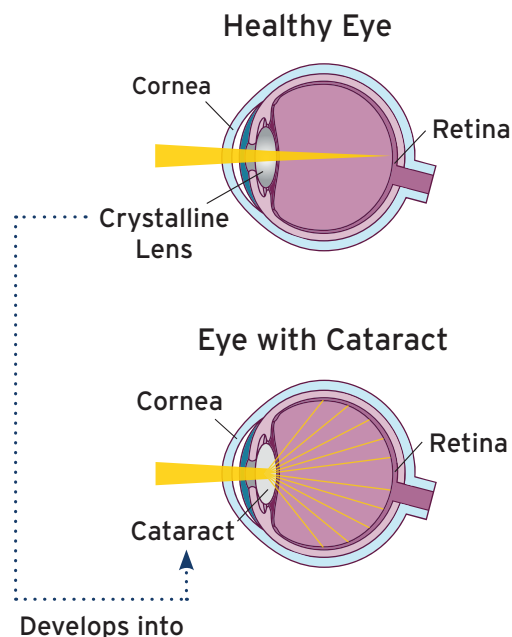
**See more  
without  
your glasses**

**RayOne EMV**

Intraocular Lens

# What is RayOne EMV?

RayOne EMV is an enhanced monofocal IOL with an optical design that many patients find provides a greater range of clear vision compared to traditional monofocal IOLs<sup>1</sup>. While a traditional monofocal IOL may only provide clear distance vision, RayOne EMV can provide you with functional intermediate vision for activities such as using a computer or cooking. About one in three patients that receive RayOne EMV targeted to achieve good distance vision in both eyes find that they're completely



spectacle independent for near tasks as well, such as using a mobile phone or reading a menu<sup>1</sup>.

---

## Why choose RayOne EMV to restore my vision?

Some IOLs can come at the risk of negative visual side effects such as stray lights experienced as glare, haloes, or starbursts<sup>2</sup>. While they might also provide a greater

range of clear vision like RayOne EMV does, you may decide that you prefer an IOL like RayOne EMV, which is likely to not induce any visual side effects.

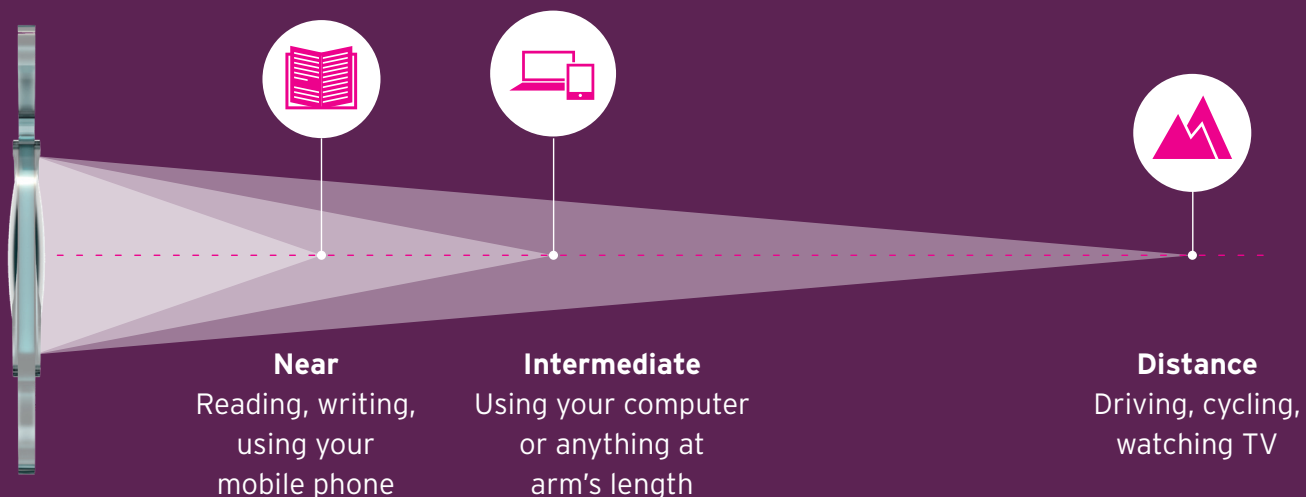
# What is monovision?

In addition, RayOne EMV was specifically designed to optimise outcomes when used in monovision, which is sometimes called blended vision.

Monovision is a popular surgical technique that can expand your range of clear vision even further. With monovision, your surgeon will work with you to determine two different IOL powers that work together to provide you with more everyday vision, especially for near activities.

- 97% of monovision patients are satisfied with their visual outcomes<sup>3</sup>
- Over 80% report little to no continued use of their glasses<sup>4</sup>

While monovision will often give you excellent vision for distance and intermediate activities, you may still need to wear glasses for some fine print.







## RayOne EMV




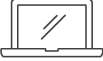






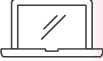

























Intraocular Lens

### Why should I choose RayOne EMV for monovision?

Monovision is a trustworthy and proven technique performed on millions of patients around the world each year,<sup>5</sup> but when performed with traditional monofocal IOLs rather than RayOne EMV, you could experience reduced visual quality at distance and a smaller range of intermediate vision.

Traditional monofocal IOLs may even cause a small gap between the areas with crisp vision (sometimes referred to as the 'Not Sharply Focused Zone') in which you may have reduced visual clarity. However, as demonstrated in the illustrative image on the right, RayOne EMV is designed to solve these problems.<sup>1</sup>

RayOne EMV has a unique optical design that provides uninterrupted vision throughout its focal range, diminishing the Not Sharply Focused Zone (NSFZ).<sup>6</sup> It is also designed to offer clearer vision in low-light conditions<sup>1</sup> and has the potential to increase your quality of vision for near activities compared to traditional monofocal lenses.<sup>6</sup>

Traditional monofocal IOLs		Near (20-40 cm)	Intermediate (60-80 cm)
	Dominant		
	Non-dominant		
	Both eyes		
			Distance (>200 cm)
			
			
			
RayOne EMV		Near (20-40 cm)	Intermediate (60-80 cm)
	Dominant		
	Non-dominant		
	Both eyes		
			Distance (>200 cm)
			
			
			
Monovision with traditional monofocal IOLs (1.0 D offset)		Near (20-40 cm)	Intermediate (60-80 cm)
	Dominant		
	Non-dominant		
	Both eyes		
			Distance (>200 cm)
			
			
			
Monovision with RayOne EMV (1.0 D offset)		Near (20-40 cm)	Intermediate (60-80 cm)
	Dominant		
	Non-dominant		
	Both eyes		
			Distance (>200 cm)
			
			
			

NSFZ

NSFZ

# How can I give feedback about my cataract surgery?

Before surgery, your surgeon may ask for your email address and consent to register you on an online system called RayPRO that is used to gather feedback on your satisfaction, visual outcomes, and any eye procedures performed after your cataract surgery.

You will be emailed five short questionnaires over three years which will confidentially collect your feedback and present it to your surgeon anonymously - no one will be able to see your individual answers. Your surgeon and Rayner (the developer of RayPRO and RayOne EMV) will have access to aggregated data for the purpose of

improving future products and services. If you have any questions about RayPRO, please speak to your surgeon or clinic team.






RayOne EMV

Intraocular Lens

## References

- 1** Royo, M. RayOne EMV and TECNIS Eyhance: A Comparative Clinical Defocus Curve. Data on file. 2021.
- 2** Buckhurst, P et al. Assessment of dysphotopsia in pseudophakic subjects with multifocal intraocular lenses. *BMJ Open Ophthalmol.* 2017; 1(1).
- 3** Zhang F, Sugar A, Barrett G. Pseudophakic monovision: A clinical guide. Thieme. 2018.
- 4** Zhang F, Sugar A, Jacobsen G, Collins M. Visual function and spectacle independence after cataract surgery: bilateral diffractive multifocal intraocular lenses versus monovision pseudophakia. *J Cataract Refract Surg.* 2011; 37(5):853-858
- 5** 2021 IOL Market Report. Market Scope, LLC. 2021
- 6** Rayner. Data on file.





**Published by Rayner**

©2021 Rayner, RayOne and RayPRO are proprietary marks of Rayner.  
Rayner Intraocular Lenses Limited, 10 Dominion Way, Worthing,  
West Sussex, BN14 8AQ. EC 2020-76 12/21

Clinic details:

As with all surgical procedures, there are risks as well as benefits. The outcomes for an intraocular lens cannot be guaranteed and it is important to be aware of possible effects on vision after surgery. Nothing contained within this document is intended to offer medical advice for the treatment of any illness or disease, nor is it a substitute for professional medical advice, diagnosis or treatment. Please discuss possible risks and side effects with your eye surgeon who will also advise whether this product is suitable for your condition. RayOne EMV intraocular lenses are for placement in the capsular bag.